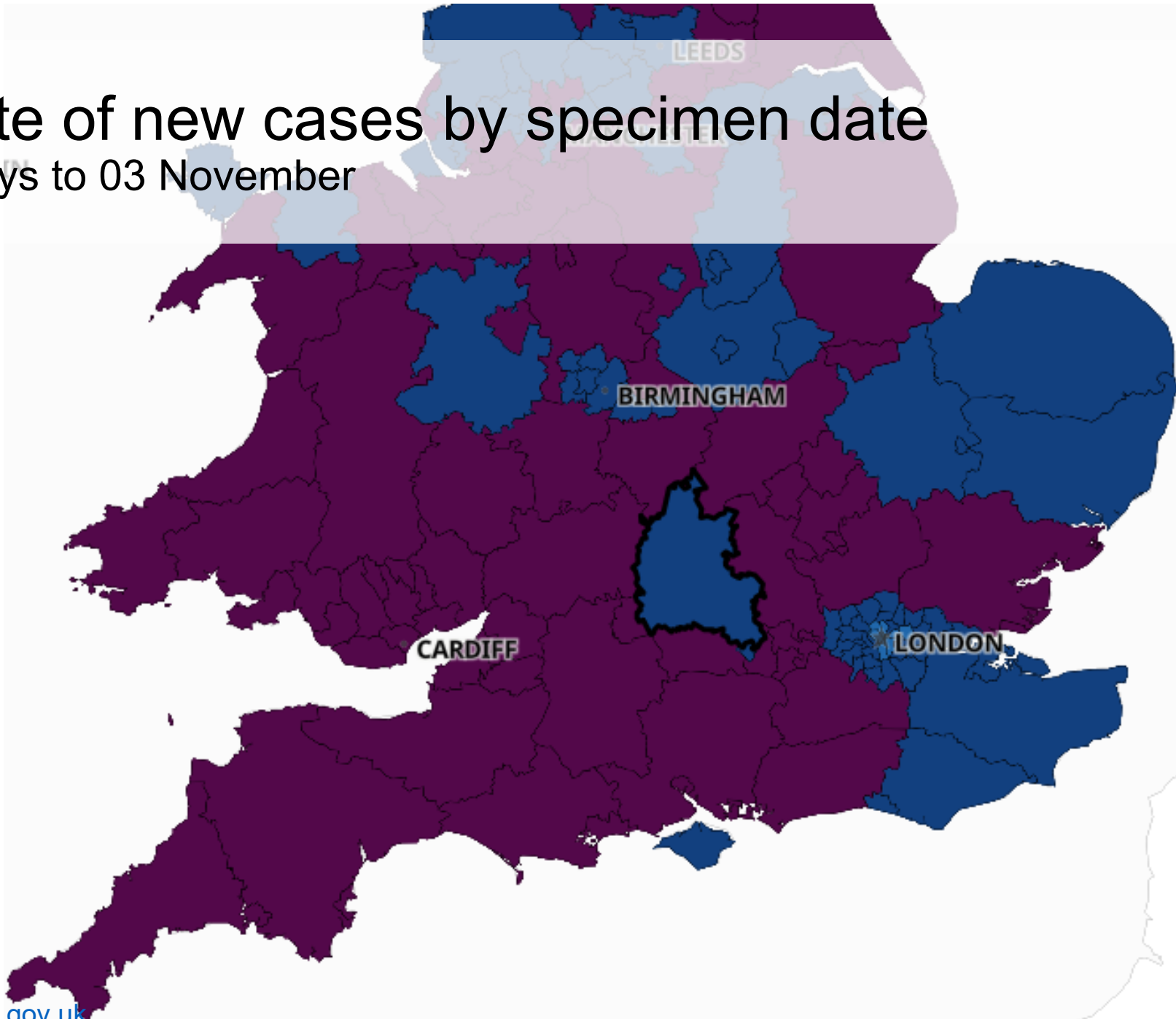
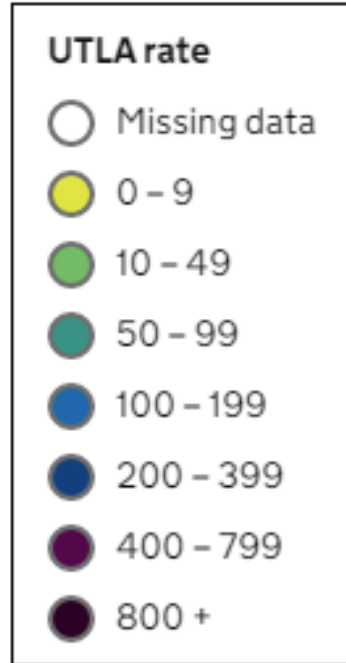




Rate of new cases by specimen date

7 days to 03 November

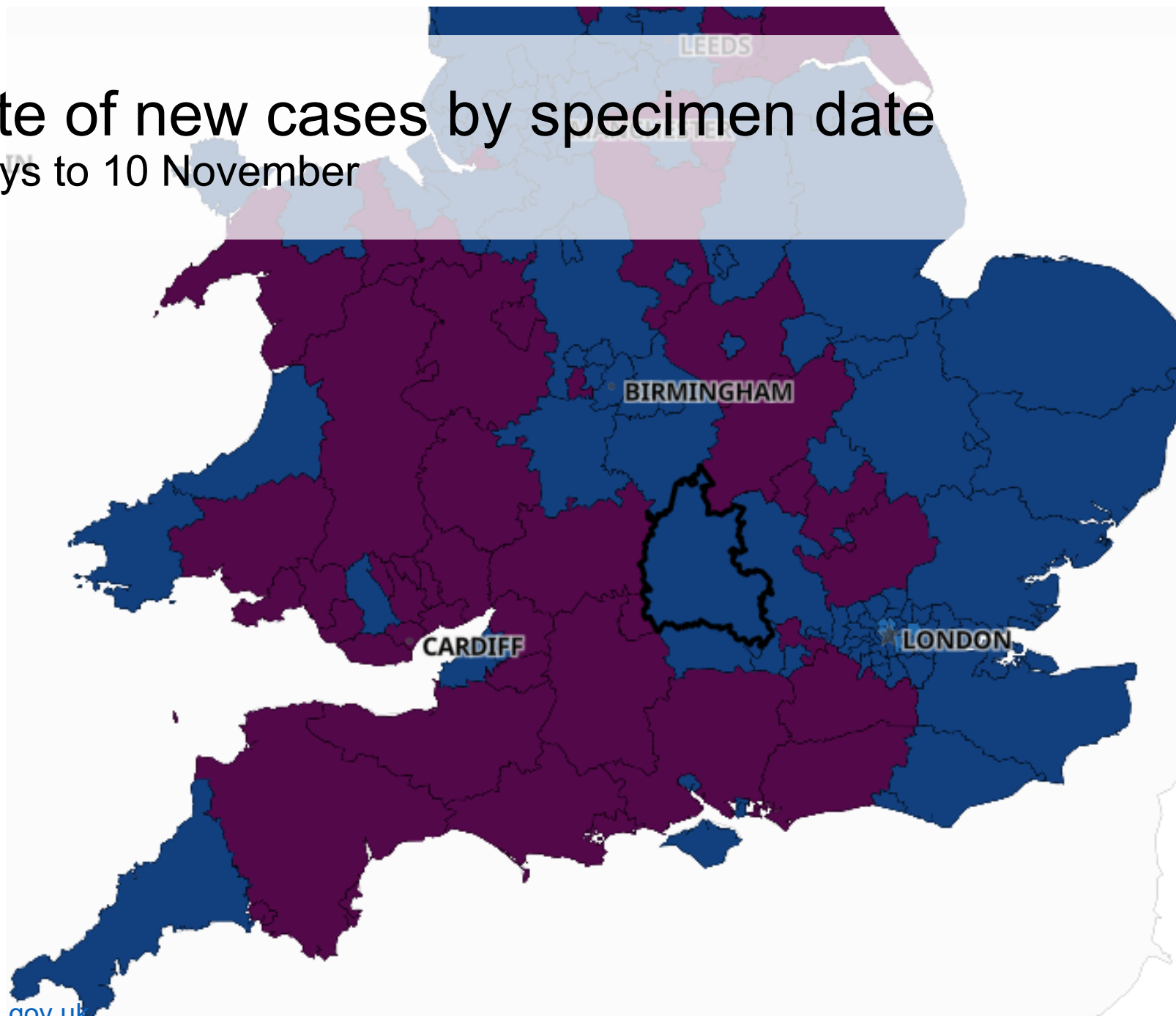
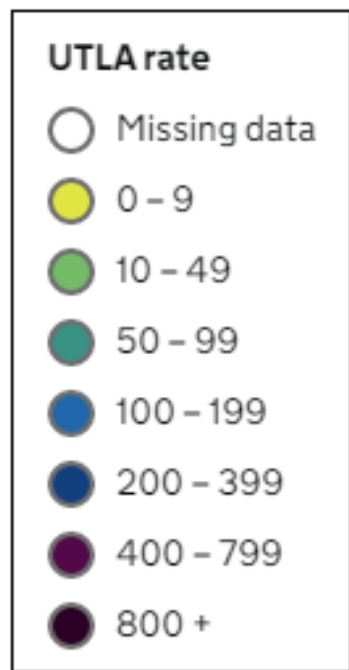


**OXFORDSHIRE
COUNTY COUNCIL**



Rate of new cases by specimen date

7 days to 10 November



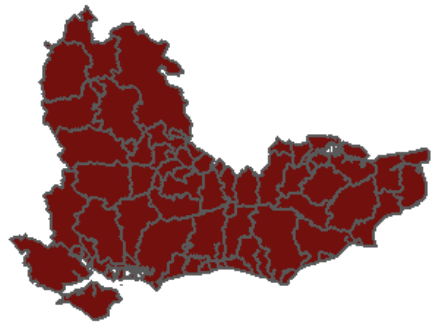
**OXFORDSHIRE
COUNTY COUNCIL**



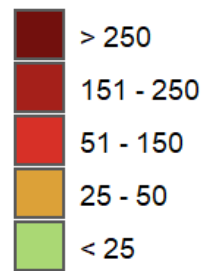
Regional SAR South East

Reporting on 04 -10 November

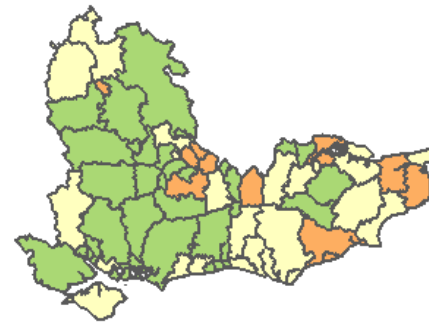
Case rate



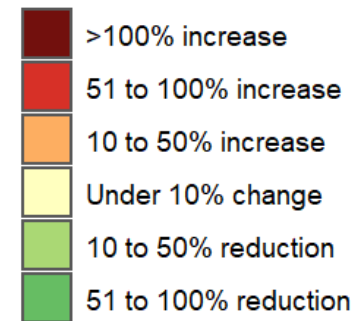
Weekly case rate
(per 100,000)



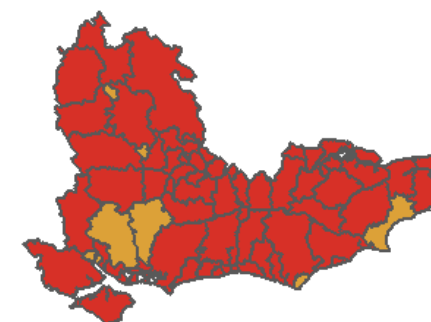
Case rate change



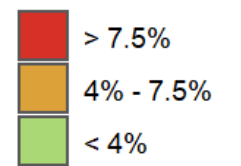
7-day change in weekly case rate



Positivity

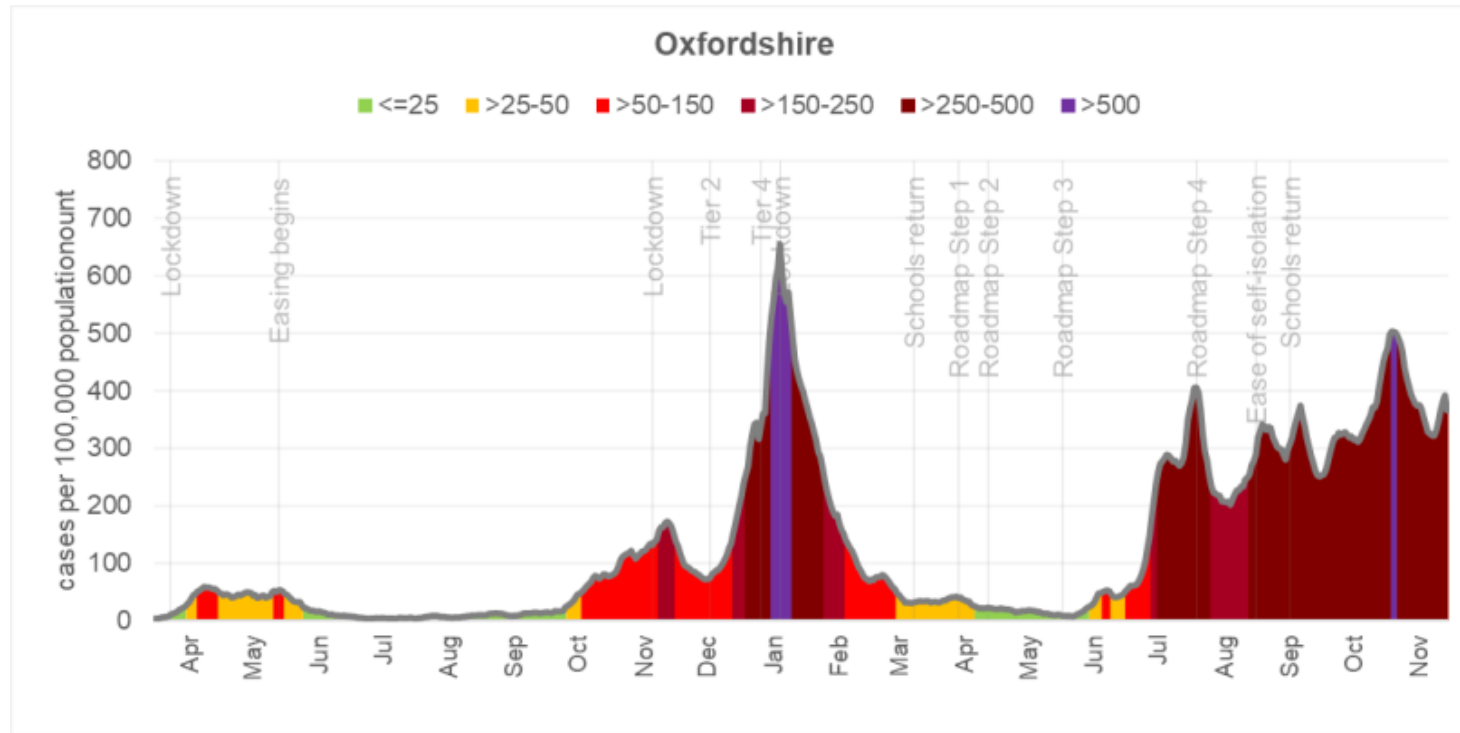


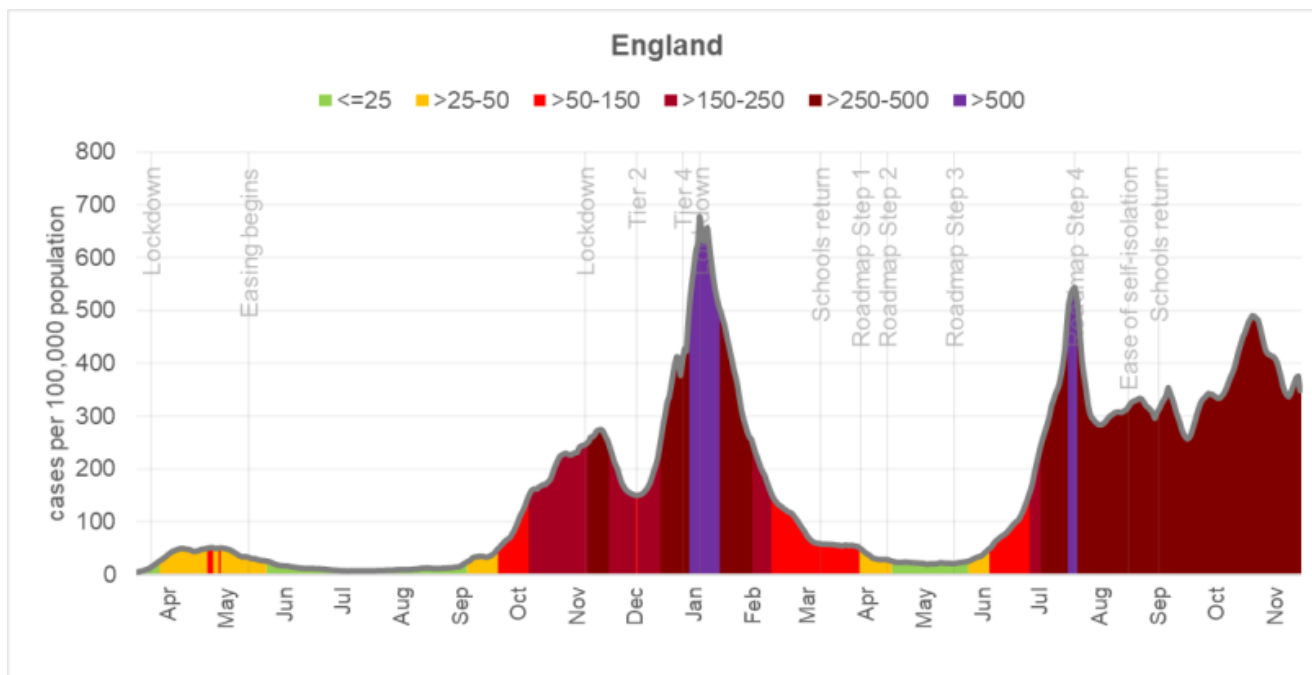
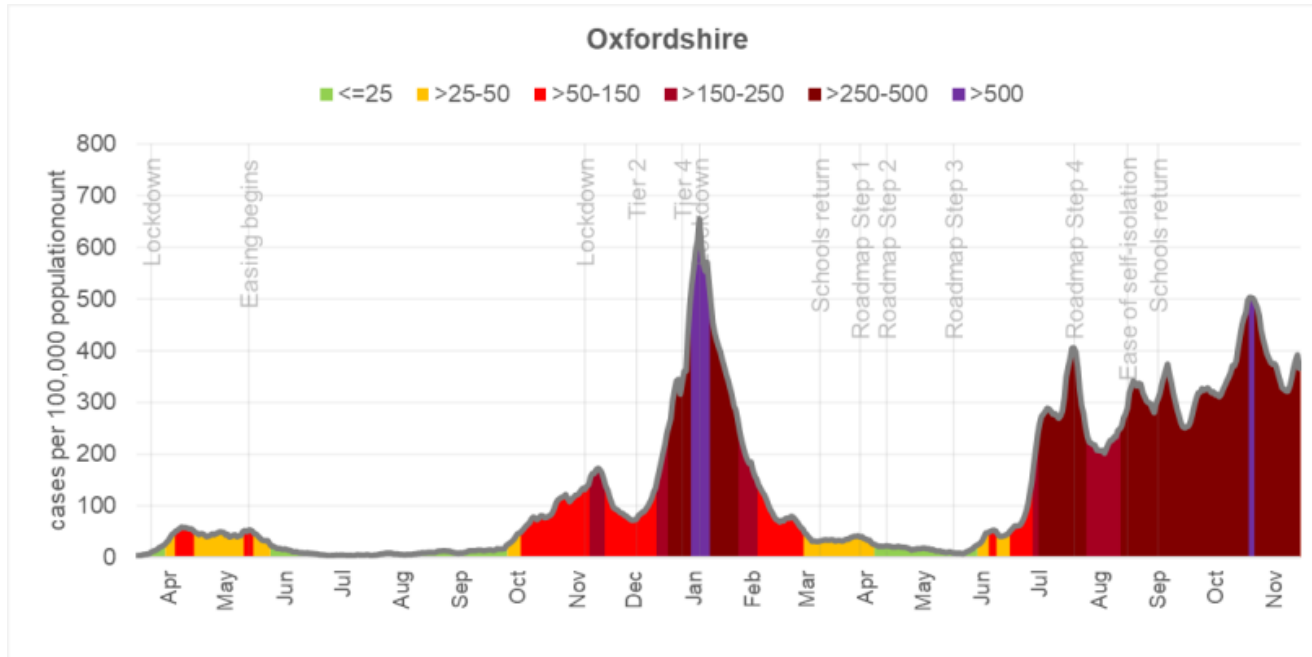
Weekly percentage
positive





Cases: rate per 100,000 population







COVID-19 Cases in Oxfordshire

In the 7 days up to 12 November there has been a total of 2,663 confirmed COVID-19 cases in Oxfordshire.

This is equivalent to a weekly rate of new cases of 382.1 per 100,000 residents.

| Area name | Cases in 7 days up to 05/11 | Rate per 100,000 population | Cases in 7 days up to 12/11 | Rate per 100,000 population |
|---------------------|-----------------------------|-----------------------------|-----------------------------|-----------------------------|
| Cherwell | 505 | 332.6 | 624 | 410.9 |
| Oxford | 339 | 223.6 | 437 | 288.3 |
| South Oxfordshire | 470 | 326.9 | 537 | 373.5 |
| Vale of White Horse | 532 | 385.8 | 564 | 409.0 |
| West Oxfordshire | 438 | 391.9 | 501 | 448.3 |
| Oxfordshire | 2284 | 327.7 | 2663 | 382.1 |





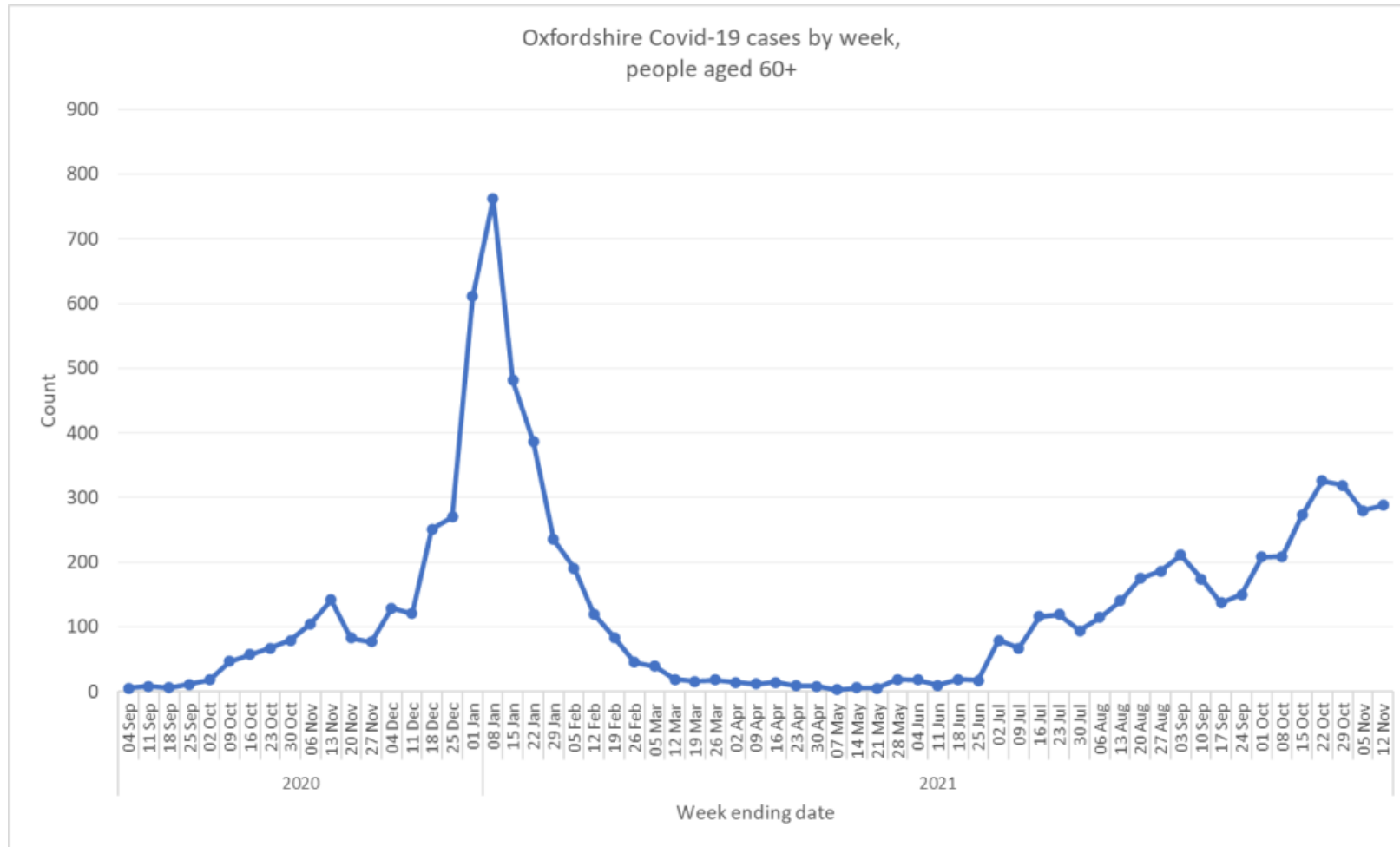
Cases in over 60s

| Area name | Cases in 7 days up to 05/11 | Rate per 100,000 population | Cases in 7 days up to 12/11 | Rate per 100,000 population |
|---------------------|-----------------------------|-----------------------------|-----------------------------|-----------------------------|
| Cherwell | 61 | 165.4 | 56 | 151.8 |
| Oxford | 39 | 154.0 | 34 | 134.3 |
| South Oxfordshire | 47 | 120.4 | 60 | 153.7 |
| Vale of White Horse | 87 | 242.5 | 73 | 203.5 |
| West Oxfordshire | 46 | 145.9 | 65 | 206.2 |
| Oxfordshire | 280 | 166.0 | 288 | 170.8 |





Cases in over 60s by week



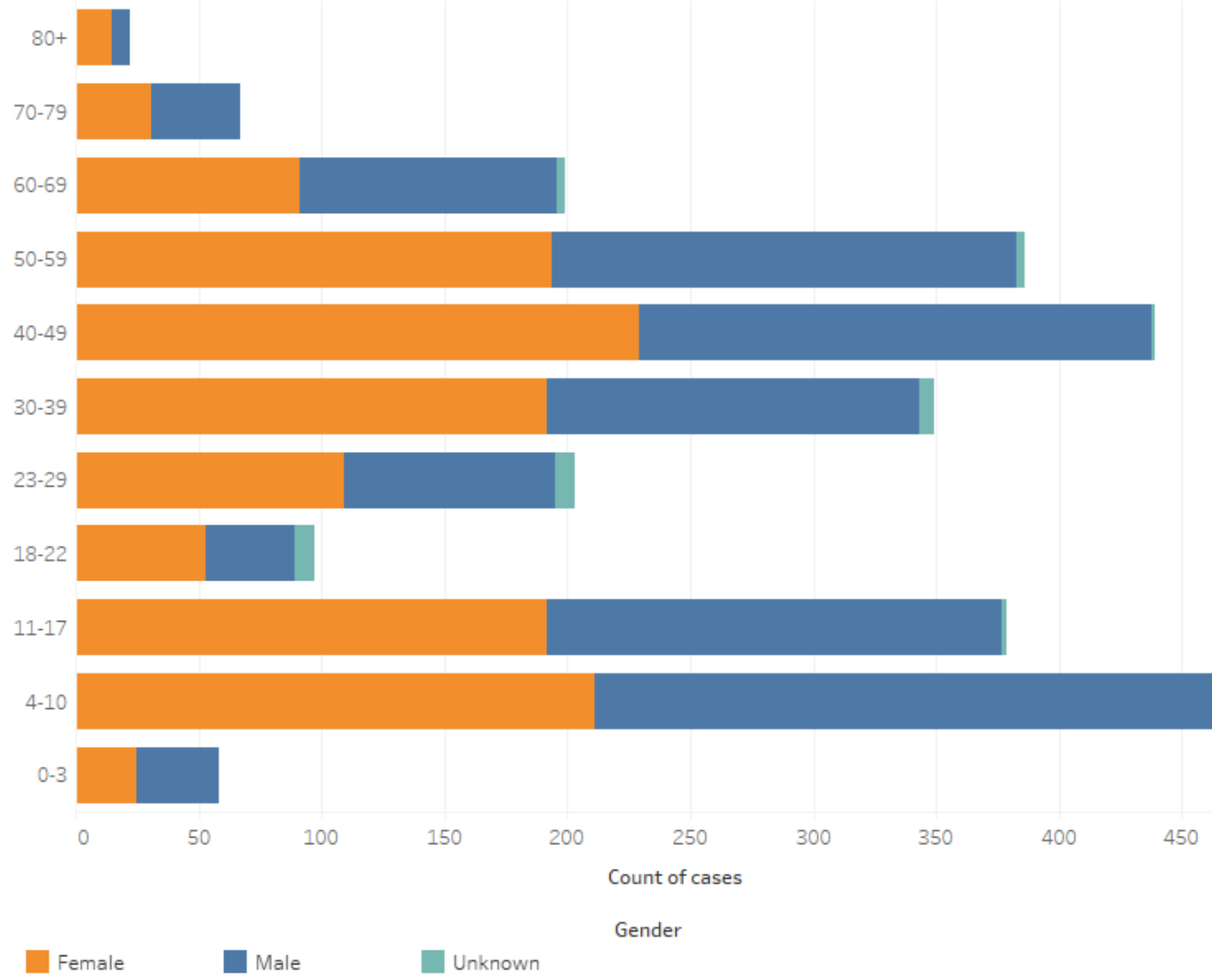


Age and gender breakdown:

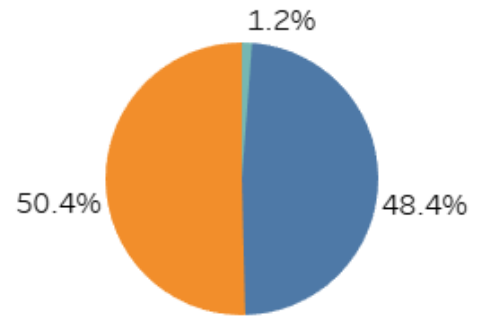
Week up to 12/11/2021

District: All

Pyram..



| Broad Age Bands | Count | % |
|-----------------|-------|-------|
| 0-11 | 628 | 23.6% |
| 12-17 | 273 | 10.3% |
| 18-29 | 300 | 11.3% |
| 30-59 | 1,174 | 44.1% |
| 60+ | 288 | 10.8% |





Heatmap, Oxfordshire

Cases: weekly rates per 100,000 population, 5 year age bands

District: (All)

| Age group | Week ending: | | | | | | | | | | | | | | | | | | | | | | | | | | | Age group | | | | | | | | | | | | | | | | | | | | | | | |
|-----------|--------------|--------|--------|--------|--------|--------|--------|--------|--------|--------|--------|--------|--------|--------|--------|--------|--------|--------|--------|--------|--------|--------|--------|--------|--------|--------|--------|-----------|--------|--------|--------|--------|--------|--------|--------|--------|--------|--------|--------|--------|--------|--------|--------|--------|--------|--------|--------|--------|--------|--------|--------|
| | 2020 | | | | | 2021 | | | | | | | | | | | | | | | | | | | | | | | | | | | | | | | | | | | | | | | | | | | | | |
| | 04 Dec | 11 Dec | 18 Dec | 25 Dec | 01 Jan | 08 Jan | 15 Jan | 22 Jan | 29 Jan | 05 Feb | 12 Feb | 19 Feb | 26 Feb | 05 Mar | 12 Mar | 19 Mar | 26 Mar | 02 Apr | 09 Apr | 16 Apr | 23 Apr | 30 Apr | 07 May | 14 May | 21 May | 28 May | 04 Jun | | 11 Jun | 18 Jun | 25 Jun | 02 Jul | 09 Jul | 16 Jul | 23 Jul | 30 Jul | 06 Aug | 13 Aug | 20 Aug | 27 Aug | 03 Sep | 10 Sep | 17 Sep | 24 Sep | 01 Oct | 08 Oct | 15 Oct | 22 Oct | 29 Oct | 05 Nov | 12 Nov |
| 0-4 | 31 | 51 | 115 | 133 | 224 | 150 | 199 | 148 | 120 | 79 | 56 | 56 | 48 | 10 | 28 | 28 | 25 | 36 | 10 | 5 | 0 | 8 | 18 | 5 | 5 | 3 | 28 | 13 | 20 | 28 | 71 | 66 | 82 | 127 | 71 | 82 | 74 | 122 | 110 | 125 | 196 | 122 | 138 | 105 | 130 | 158 | 163 | 120 | 115 | 214 | 0-4 |
| 5-9 | 23 | 63 | 77 | 93 | 153 | 160 | 104 | 104 | 90 | 39 | 46 | 16 | 30 | 9 | 16 | 39 | 42 | 12 | 7 | 5 | 9 | 2 | 5 | 5 | 0 | 12 | 35 | 14 | 30 | 51 | 123 | 167 | 241 | 227 | 128 | 123 | 199 | 179 | 241 | 315 | 422 | 568 | 658 | 547 | 531 | 679 | 797 | 716 | 577 | 719 | 5-9 |
| 10-14 | 64 | 125 | 166 | 199 | 270 | 298 | 142 | 144 | 95 | 85 | 26 | 31 | 19 | 24 | 40 | 43 | 104 | 57 | 17 | 24 | 31 | 26 | 26 | 17 | 12 | 33 | 45 | 57 | 99 | 102 | 277 | 461 | 518 | 464 | 251 | 215 | 232 | 424 | 402 | 596 | 729 | 921 | 1654 | 1560 | 1666 | 2075 | 2258 | 1124 | 719 | 899 | 10-14 |
| 15-19 | 103 | 138 | 258 | 381 | 545 | 580 | 324 | 253 | 170 | 133 | 76 | 93 | 76 | 52 | 54 | 54 | 71 | 61 | 54 | 34 | 54 | 34 | 32 | 17 | 12 | 42 | 96 | 103 | 140 | 339 | 722 | 877 | 968 | 717 | 784 | 555 | 582 | 1486 | 735 | 1211 | 715 | 563 | 543 | 531 | 742 | 892 | 892 | 435 | 364 | 371 | 15-19 |
| 20-24 | 101 | 185 | 364 | 432 | 792 | 768 | 605 | 378 | 241 | 123 | 72 | 96 | 66 | 40 | 48 | 20 | 30 | 50 | 28 | 38 | 30 | 16 | 20 | 6 | 10 | 32 | 113 | 96 | 213 | 519 | 1494 | 850 | 880 | 553 | 509 | 525 | 517 | 625 | 509 | 372 | 296 | 117 | 135 | 105 | 111 | 117 | 151 | 119 | 137 | 255 | 20-24 |
| 25-29 | 154 | 152 | 432 | 549 | 973 | 902 | 642 | 461 | 287 | 201 | 110 | 108 | 73 | 51 | 40 | 33 | 33 | 35 | 33 | 18 | 20 | 22 | 20 | 24 | 20 | 35 | 132 | 86 | 143 | 176 | 457 | 545 | 706 | 487 | 340 | 417 | 578 | 523 | 421 | 320 | 258 | 172 | 117 | 95 | 137 | 196 | 221 | 218 | 260 | 329 | 25-29 |
| 30-34 | 150 | 193 | 377 | 570 | 980 | 874 | 635 | 449 | 282 | 188 | 138 | 128 | 116 | 56 | 48 | 58 | 72 | 58 | 56 | 34 | 27 | 31 | 22 | 12 | 14 | 34 | 75 | 51 | 94 | 65 | 251 | 326 | 618 | 476 | 295 | 377 | 439 | 352 | 406 | 299 | 314 | 222 | 237 | 159 | 246 | 299 | 331 | 331 | 345 | 394 | 30-34 |
| 35-39 | 107 | 225 | 322 | 431 | 725 | 736 | 503 | 403 | 231 | 198 | 125 | 147 | 125 | 29 | 49 | 53 | 96 | 36 | 27 | 40 | 24 | 42 | 29 | 11 | 16 | 36 | 60 | 47 | 38 | 53 | 147 | 214 | 425 | 356 | 220 | 216 | 238 | 267 | 305 | 318 | 271 | 211 | 193 | 229 | 236 | 351 | 367 | 389 | 385 | 414 | 35-39 |
| 40-44 | 80 | 172 | 304 | 461 | 748 | 692 | 539 | 409 | 256 | 186 | 101 | 104 | 99 | 42 | 54 | 52 | 54 | 47 | 38 | 26 | 24 | 21 | 12 | 14 | 19 | 21 | 40 | 42 | 59 | 71 | 144 | 231 | 336 | 322 | 228 | 224 | 282 | 254 | 294 | 405 | 367 | 287 | 428 | 376 | 412 | 584 | 588 | 678 | 527 | 562 | 40-44 |
| 45-49 | 85 | 171 | 318 | 421 | 699 | 659 | 414 | 327 | 263 | 162 | 89 | 87 | 42 | 42 | 40 | 40 | 38 | 56 | 20 | 29 | 16 | 13 | 4 | 9 | 7 | 16 | 45 | 42 | 36 | 58 | 136 | 185 | 300 | 305 | 149 | 165 | 183 | 305 | 296 | 338 | 358 | 254 | 354 | 423 | 423 | 610 | 617 | 572 | 499 | 445 | 45-49 |
| 50-54 | 77 | 151 | 266 | 398 | 699 | 701 | 563 | 350 | 220 | 140 | 67 | 63 | 71 | 33 | 44 | 33 | 25 | 23 | 19 | 21 | 19 | 17 | 15 | 19 | 2 | 10 | 25 | 42 | 19 | 50 | 113 | 151 | 272 | 195 | 163 | 167 | 205 | 234 | 318 | 308 | 297 | 199 | 276 | 308 | 335 | 396 | 473 | 429 | 347 | 463 | 50-54 |
| 55-59 | 52 | 84 | 210 | 283 | 532 | 687 | 450 | 303 | 188 | 136 | 82 | 82 | 54 | 28 | 24 | 28 | 28 | 30 | 17 | 11 | 15 | 24 | 13 | 9 | 4 | 15 | 24 | 22 | 19 | 45 | 76 | 158 | 192 | 162 | 93 | 134 | 160 | 223 | 270 | 259 | 221 | 153 | 197 | 153 | 186 | 275 | 316 | 303 | 307 | 357 | 55-59 |
| 60-64 | 78 | 91 | 198 | 211 | 468 | 564 | 377 | 255 | 151 | 130 | 83 | 70 | 42 | 21 | 21 | 18 | 10 | 18 | 13 | 8 | 10 | 5 | 3 | 3 | 5 | 18 | 18 | 0 | 18 | 16 | 60 | 65 | 125 | 120 | 86 | 109 | 125 | 156 | 179 | 187 | 172 | 114 | 104 | 127 | 161 | 198 | 252 | 244 | 237 | 333 | 60-64 |
| 65-69 | 39 | 69 | 136 | 154 | 386 | 386 | 241 | 205 | 154 | 103 | 63 | 48 | 27 | 12 | 18 | 18 | 9 | 18 | 9 | 12 | 9 | 9 | 0 | 3 | 3 | 6 | 9 | 9 | 6 | 18 | 45 | 36 | 72 | 81 | 63 | 69 | 121 | 118 | 124 | 169 | 100 | 90 | 118 | 115 | 145 | 193 | 208 | 284 | 241 | 214 | 65-69 |
| 70-74 | 50 | 26 | 82 | 58 | 257 | 283 | 199 | 114 | 108 | 82 | 53 | 50 | 18 | 23 | 3 | 3 | 12 | 3 | 3 | 9 | 6 | 3 | 3 | 3 | 0 | 6 | 9 | 3 | 12 | 9 | 38 | 18 | 67 | 70 | 38 | 73 | 67 | 117 | 102 | 99 | 76 | 61 | 82 | 108 | 108 | 175 | 184 | 204 | 169 | 134 | 70-74 |
| 75-79 | 55 | 66 | 105 | 113 | 273 | 285 | 172 | 176 | 94 | 86 | 55 | 23 | 8 | 16 | 4 | 4 | 8 | 0 | 4 | 12 | 0 | 0 | 0 | 4 | 4 | 0 | 12 | 16 | 20 | 0 | 39 | 35 | 55 | 27 | 35 | 35 | 55 | 43 | 74 | 86 | 98 | 94 | 70 | 137 | 90 | 152 | 168 | 105 | 113 | 82 | 75-79 |
| 80-84 | 81 | 59 | 167 | 183 | 302 | 459 | 297 | 221 | 92 | 86 | 49 | 22 | 22 | 11 | 0 | 0 | 11 | 0 | 5 | 0 | 0 | 11 | 0 | 0 | 5 | 16 | 5 | 5 | 5 | 0 | 32 | 32 | 22 | 43 | 65 | 43 | 49 | 54 | 86 | 92 | 86 | 54 | 70 | 129 | 103 | 81 | 129 | 81 | 54 | 59 | 80-84 |
| 85+ | 215 | 140 | 236 | 295 | 478 | 870 | 478 | 516 | 258 | 220 | 140 | 75 | 43 | 70 | 16 | 5 | 16 | 0 | 5 | 5 | 0 | 0 | 5 | 11 | 0 | 27 | 5 | 5 | 0 | 11 | 64 | 48 | 16 | 38 | 32 | 43 | 32 | 81 | 32 | 54 | 43 | 43 | 64 | 134 | 107 | 102 | 161 | 102 | 64 | 59 | 85+ |

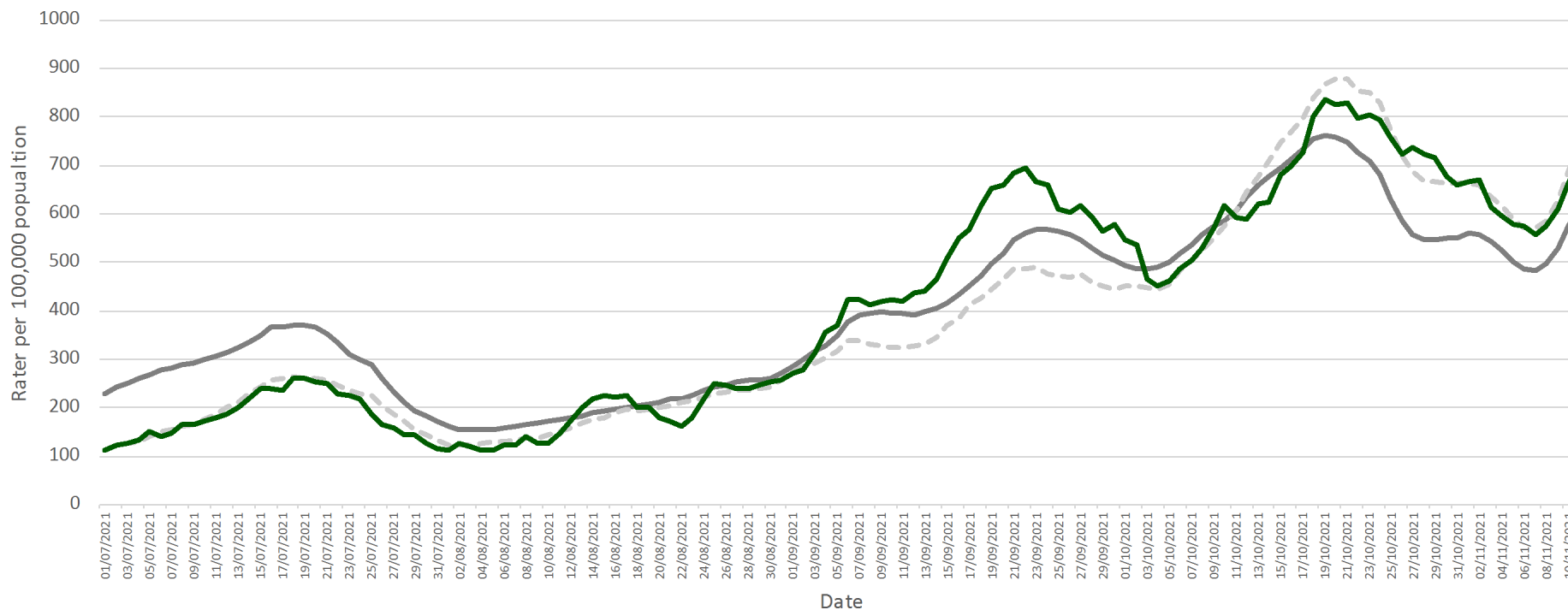


OFFICIAL SENSITIVE



New cases by specimen date, rolling rate per 100,000 population Age group: 5 - 9 years

— England - - - South East — Oxfordshire



Most recent data: 11 Nov
Oxfordshire: 711.7
South East: 751
England: 617.4

Source: coronavirus.data.gov.uk

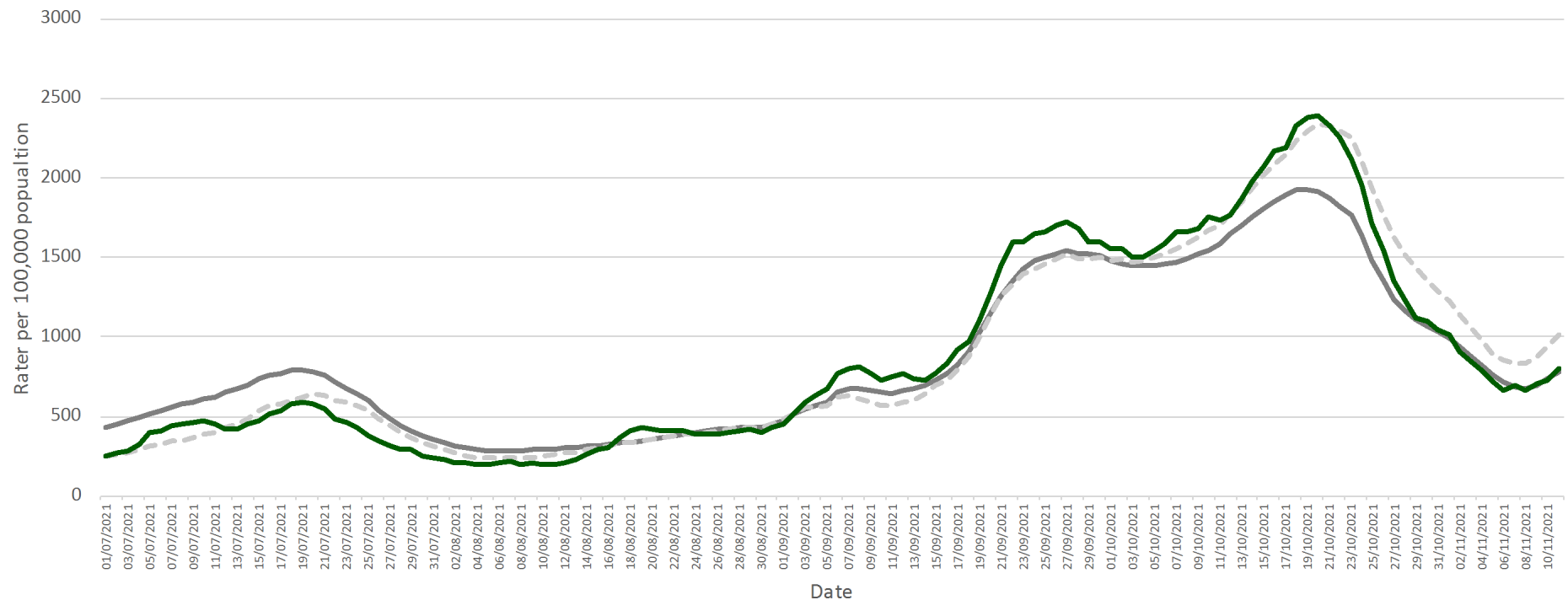




New cases by specimen date, rolling rate per 100,000 population

Age group: 10 - 14 years

— England - - - South East — Oxfordshire



Most recent data: 11 Nov
Oxfordshire: 802.3
South East: 1014.9
England: 787.1

Source: coronavirus.data.gov.uk

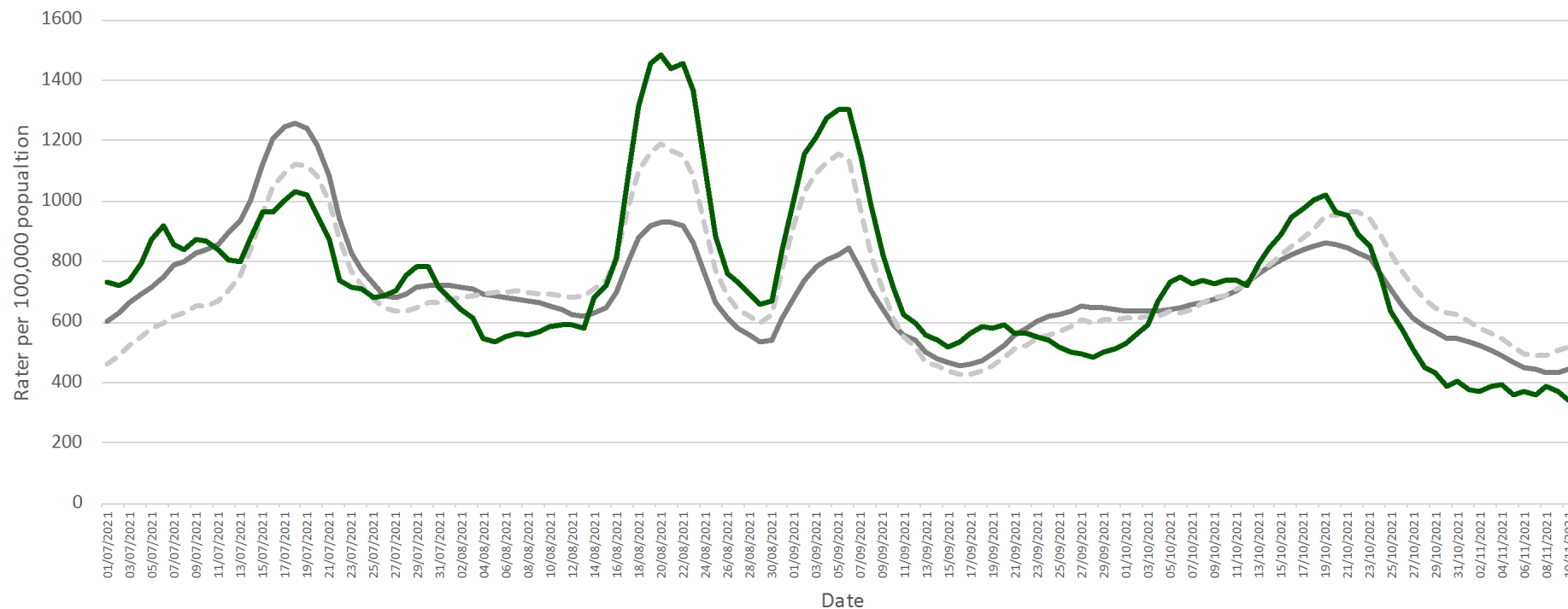




New cases by specimen date, rolling rate per 100,000 population

Age group: 15 - 19 years

— England - - - South East — Oxfordshire



Most recent data: 11 Nov
Oxfordshire: 346.4
South East: 542.3
England: 458.4

Source: coronavirus.data.gov.uk





NHS Pillar 2 Tests

7 days to 12 November

PCR = 22,602

Previous week = 19,417

7-Day Moving Avg Trend of Total Tests



Lateral Flow = 64,576

Previous week = 63,740

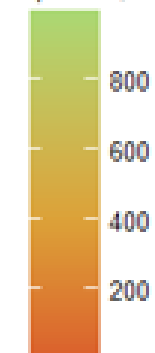
7-Day Moving Avg Trend of Total Tests





Heatmap of testing rate by Local Authority

Daily individuals tested per 100,000 (7 dma)

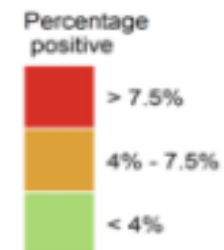


| Area name | 08 Nov 21 | 10 Nov 21 | 12 Nov 21 | 15 Nov 21 |
|---------------------|-----------|-----------|-----------|-----------|
| Cherwell | 609.1 | 609.6 | 593.7 | 573.9 |
| Oxford | 556.5 | 557.4 | 544.1 | 538.0 |
| South Oxfordshire | 634.1 | 607.9 | 598.2 | 571.7 |
| Vale of White Horse | 625.6 | 632.6 | 605.1 | 598.4 |
| West Oxfordshire | 645.9 | 643.4 | 641.9 | 676.5 |





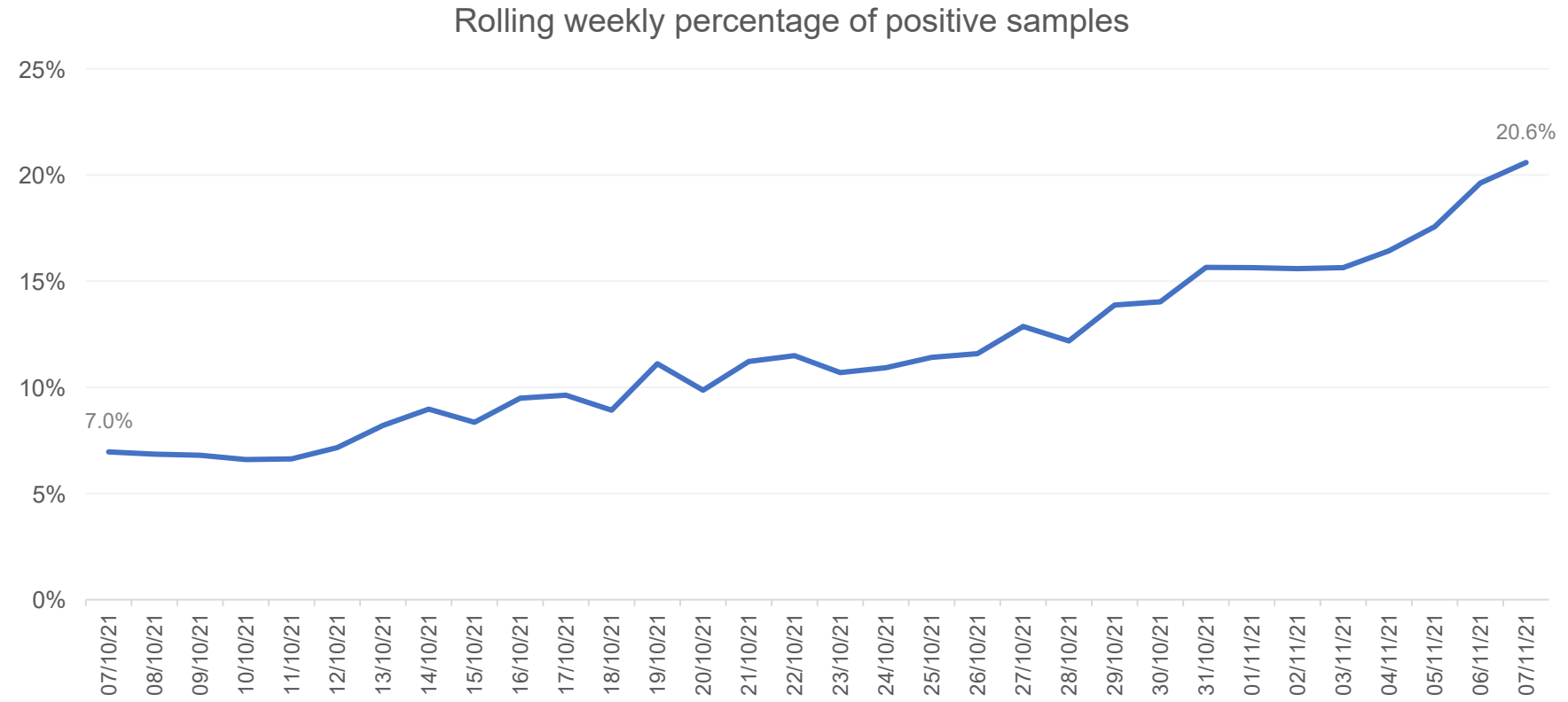
Heatmap of weekly positivity by Local Authority



| Area name | 08 Nov 21 | 10 Nov 21 | 12 Nov 21 | 15 Nov 21 |
|---------------------|-----------|-----------|-----------|-----------|
| Cherwell | 8.5 | 7.9 | 8.1 | 9.3 |
| Oxford | 6.2 | 5.8 | 6.1 | 7.2 |
| South Oxfordshire | 8.9 | 8.1 | 8.1 | 8.4 |
| Vale of White Horse | 9.9 | 9.0 | 8.5 | 8.9 |
| West Oxfordshire | 8.9 | 8.7 | 9.2 | 9.3 |

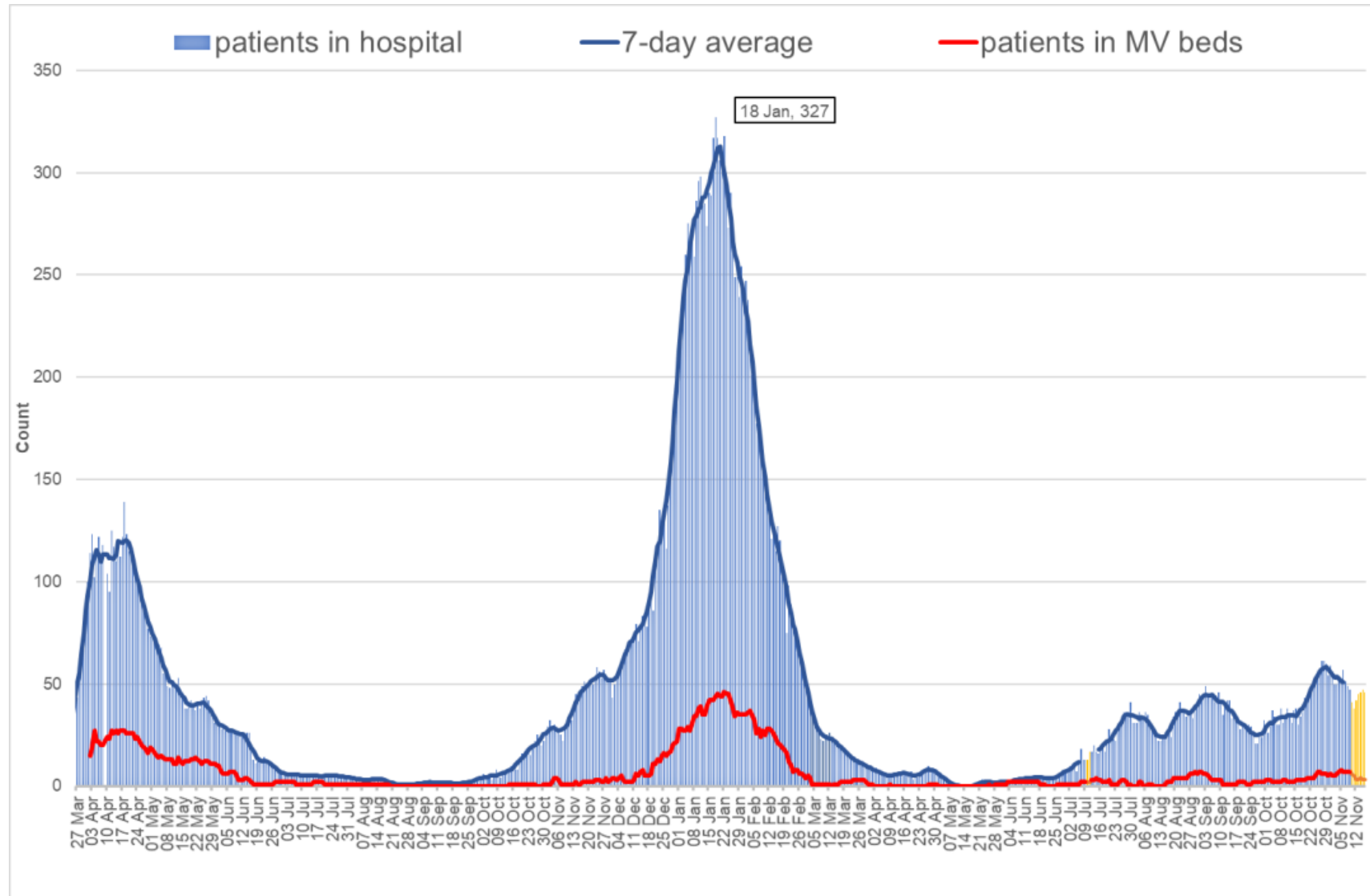


Variant VUI-21OCT-01





Patients at Oxford University Hospitals NHS FT testing positive



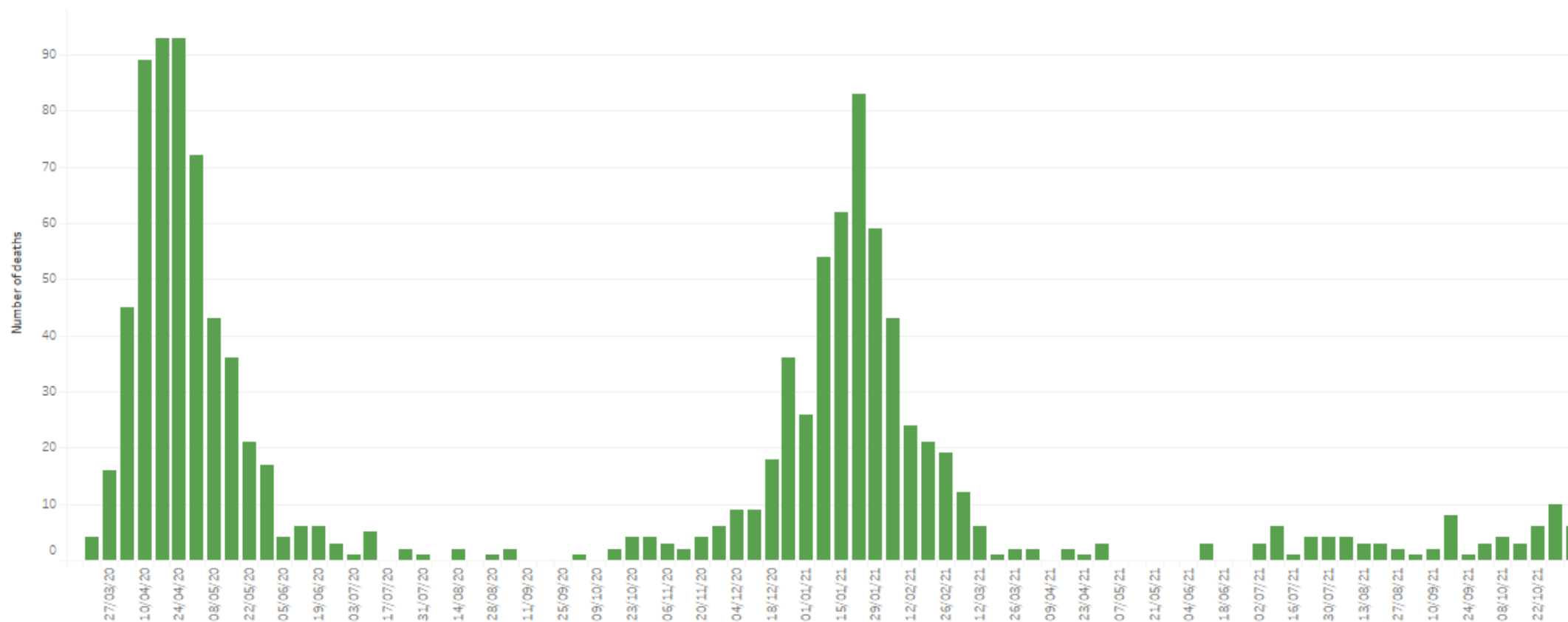
Latest data: 16 Nov
Total patients: 46
Patients in MV beds: 2



Covid deaths per week

Covid deaths by week

Occurred up to 05/11/2021 but registered up to 12/11/2021



OFFICIAL SENSITIVE



Influenza, RSV and Covid positivity in respiratory samples

